

Extra travellers on Basiskort.

It is possible to add extra travellers to your Basiskort.

Remember that you must add extra travellers BEFORE you check in with the card.

You can add up to 28 extra travellers besides yourself. These can be children, adults, dogs or bicycles.

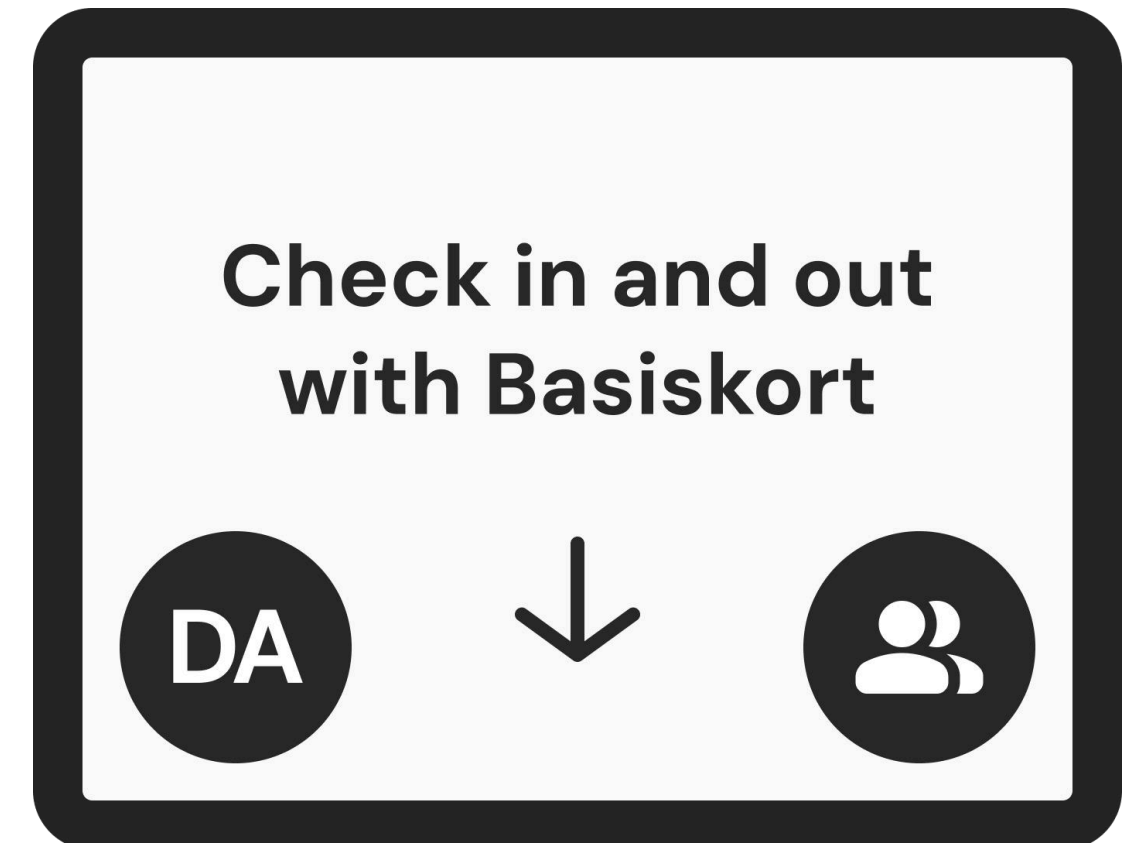
However, you can only add 2 types of travellers in addition to yourself. Check the rules for travelling with dogs and bicycles on the transport providers' websites.



How to add extra travellers

When you want to add extra travellers to your journey with a Basiskort, you must add them BEFORE you hold the card up to the card reader.

You add them by pressing the circle at the bottom right of the screen.



Need help?

You can always find answers to your questions at rejsekort.dk/Basis/Hjaelp_basiskort.

You can also call Rejsekort Customer Service on: 70 11 33 33.

Opening hours are weekdays from 8:00 am to 6:00 pm and Saturdays from 10:00 am to 3:00 pm.

Add extra travellers

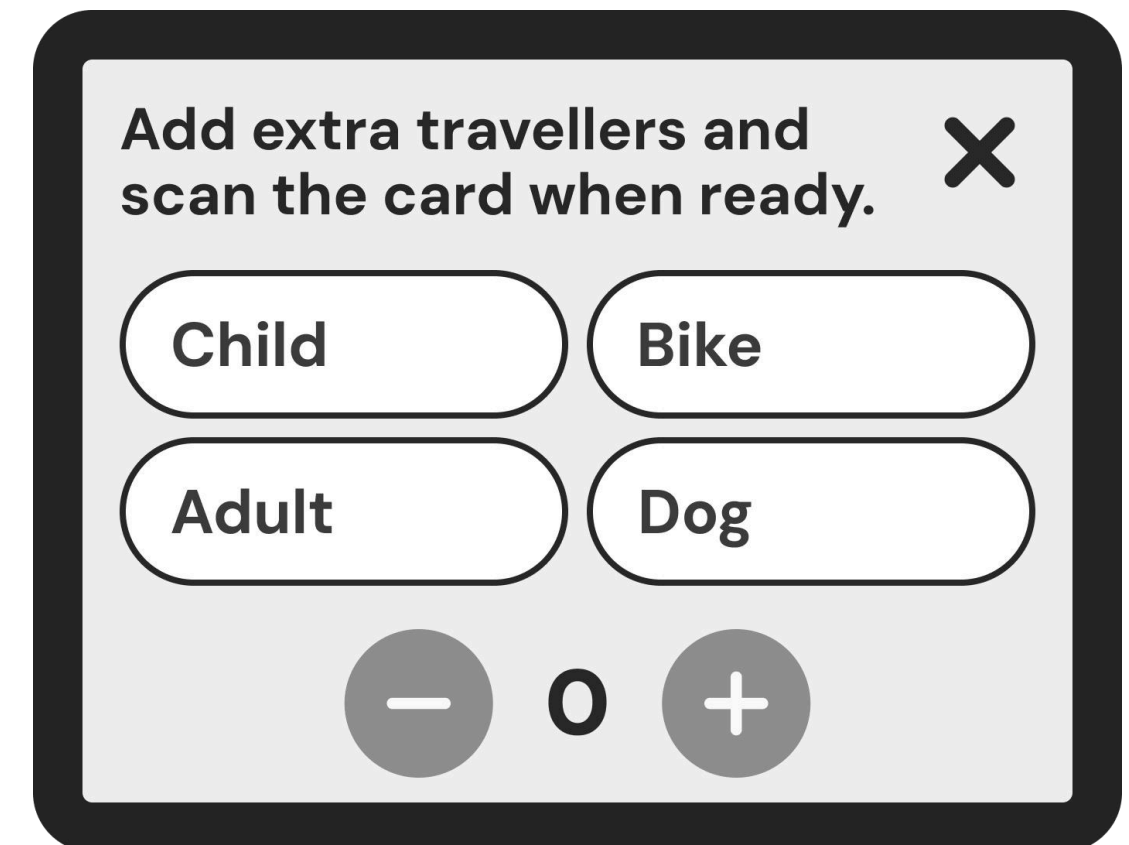
Extra travellers can include the following:

- Child
- Adult
- Bicycle
- Dog

First, press the type of extra traveller.

Then press the + sign at the bottom to select the number.
In addition to yourself, you can check in up to 28 children, adults, dogs or bicycles.

Remember: you can only check in 2 types in addition to yourself. Check the rules for travelling with dogs and bicycles on the transport providers' websites.



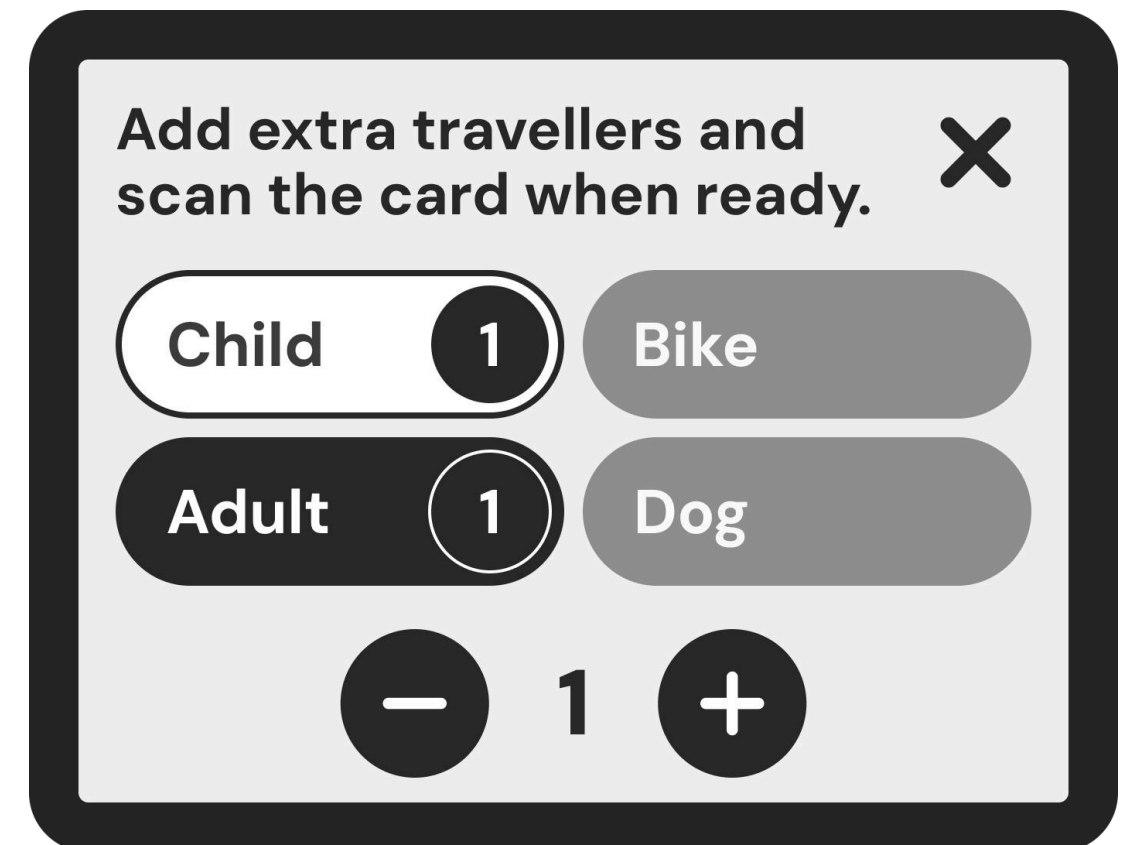
Only to types

When you have selected up to 2 types of extra travellers and entered the number for each, the other 2 types will be locked.

This way, you won't check in more than allowed.

You confirm your choices by holding the Basiskort close to the card reader and checking in as usual.

You are now all checked in – including yourself.

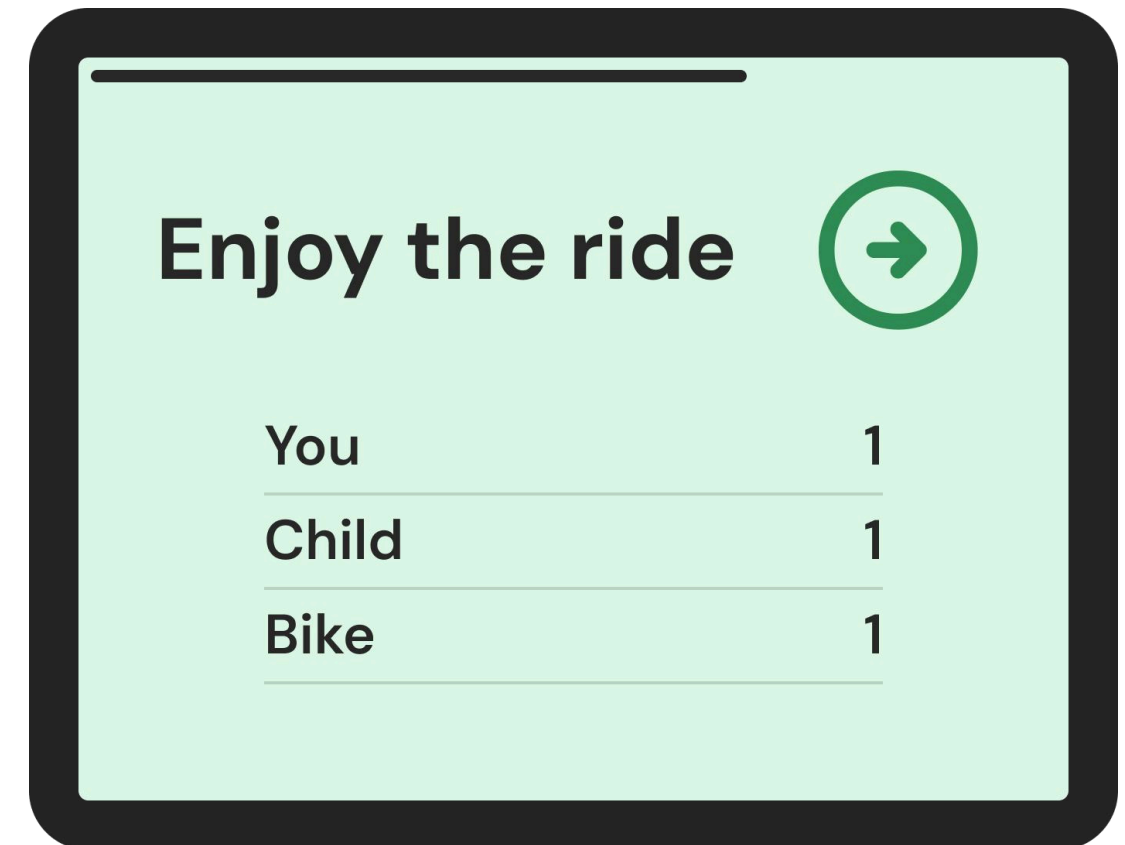


The extra travellers

On the screen, you can now see everyone who is checked in. In this example, in addition to yourself, you have checked in 1 child and 1 adult as extra travellers.

When you check in extra travellers, their journeys are paid through your payment method.

They will remain checked in on your card if you change transport and check in again within 30 minutes. So you only need to check them in once.



Remove companions

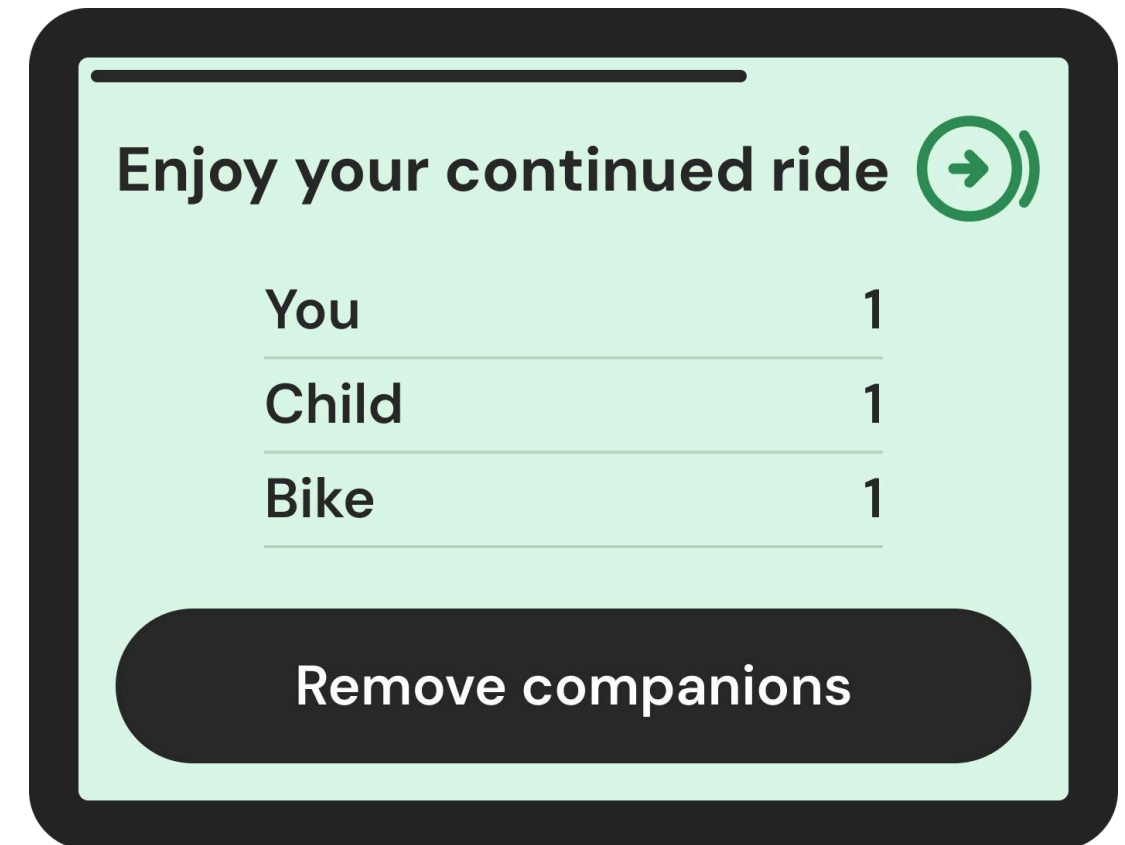
When your shared journey ends, simply check out as usual. This will end the journey for all of you.

If you want to continue your journey alone within the next 30 minutes, you must first end your shared journey by checking out as usual.

When you check in on the next means of transport, you must first:

- Press 'Remove fellow travellers' on the screen.
- All fellow travellers are now checked out.

NOTE: You are still checked in yourself and do not need to do anything further.



Good to know about your Basiskort

With a Basiskort, you must always:

Check in every time you board and check out every time you get off. This also applies when changing during your journey, even if the trip continues with the same type of transport

With a Basiskort, you do not need to top up.

Your journeys are collected, and the amount is deducted once daily from the payment card or MobilePay you have linked to your Basiskort.

On Self-Service, you can:

- Order your Basiskort
- View the journeys you have paid for and any volume discounts
- View and edit your profile and change payment method
- Contact Rejsekort Customer Service
- Find answers to most of your questions about Basiskort
- Block your card if you have lost it or otherwise misplaced it